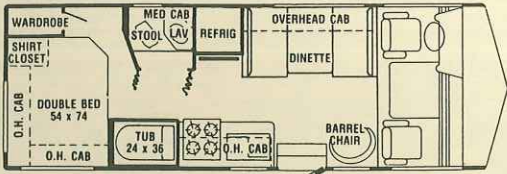
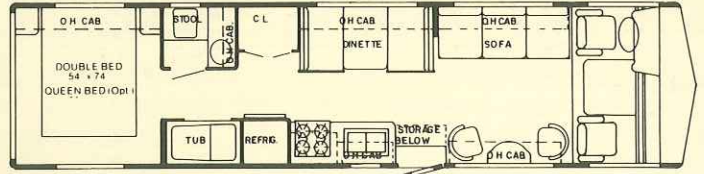


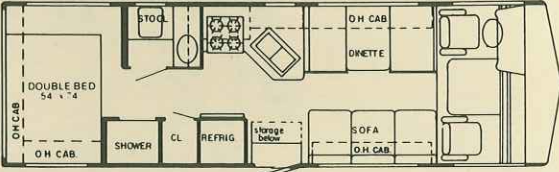
Sun Stream by Gulf Stream Coach



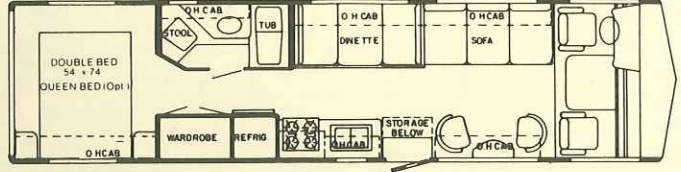
Model 8242-ST (Frt. Opt.: E, Rear Opt.: 8)



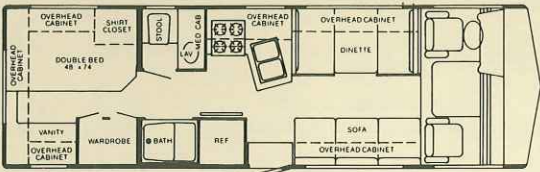
Model 8340-ST (Rear Opt.: 3, 5, 6)



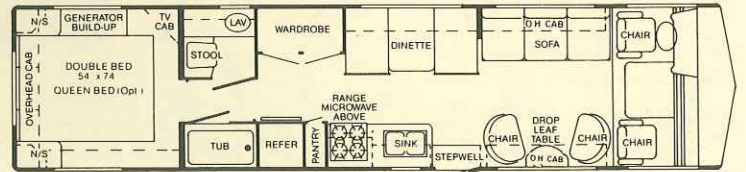
Model 8270-ST (Frt. Opt.: A, B, C; Rear Opt.: 8)



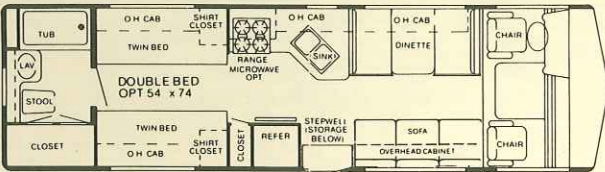
Model 8341-ST (Rear Opt.: 3, 5, 6)



Model 8272-ST (Frt. Opt.: A, B, C; Rear Opt.: 3, 5, 6)

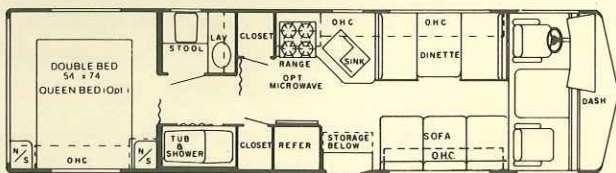
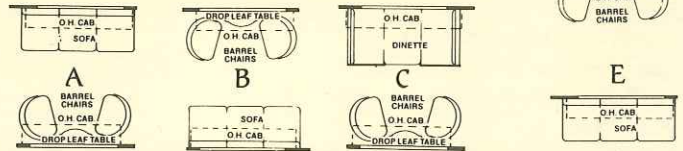


Model 8360-ST (Rear Opt.: 4, 9)



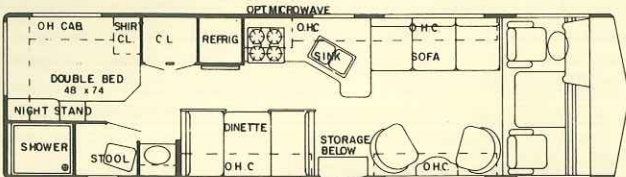
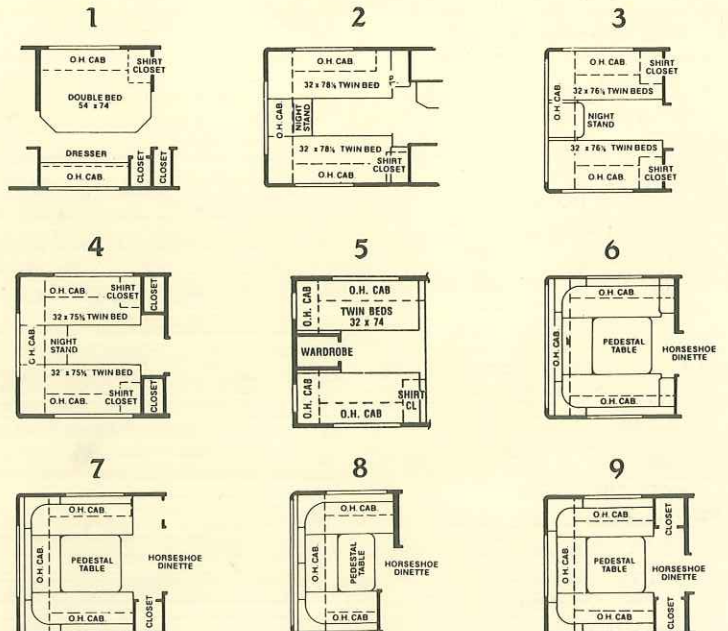
Model 8291-ST (Frt. Opt.: A, B, C; Rear Opt.: 1)

Floorplan Options – Front

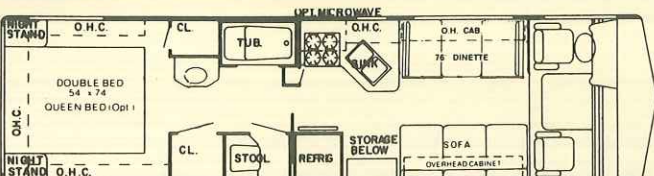


Model 8300-ST (Frt. Opt.: A, B, C; Rear Opt.: 3, 5, 6)

Floorplan Options – Rear



Model 8301-ST



Model 8321-ST (Frt. Opt.: A, B, C; Rear Opt.: 2, 6, 7)

See reverse side for Standard Specifications.



Standard Specifications

Interior and Decor

- Lustrous Natural Wood Cabinetry W/Hardwood Frames
- Raised Oak-Framed Cabinet Doors
- Natural Wood Paneling
- Wrapped Cabinet Stiles
- Metal Drawer Guides W/Nylon Rollers
- Radius Cabinet & Wall Corners
- High-Pressure Laminated, Self-Edged and Radius-Cornered Countertops
- Custom Padded Dash W/Illuminated Gauges
- Windshield Privacy Drape
- Deluxe Furniture
- 3-Way Driver & Passenger Seats
- Deluxe Carpet W/Pad
- Deluxe Door & Window Drapes
- Coordinated Bedspreads & Shams
- Innerspring Mattress
- Lighted Closets
- Oak-Framed Decorator Mirror
- Decorator Clock & Barometer
- Generous Overhead Storage
- Concealed Storage at Entry

Exterior and Construction

- Tubular Steel Cage Construction (16 Gauge, 1½" x 1½")
- Laminated Floors W/Metal Underbelly
- Supplemental Steel Chassis Reinforcement
- Outriggers Welded to Main Frame Rails and Bolted to Floor
- Laminated 2" Thick Floor, Wall and Roof Construction (50% Thicker Than Most Competitors)
- R-7.5, 1½" Block Foam Insulation in Floor, Walls and Roof
- Sidewalls Lag-Bolted Every 8" to Floor Structure
- Fiberglass Integrated Bumper
- One-Piece Rear Fiberglass Cap W/Continental Tire Kit
- Fully-Welded Steel Firewall
- Sealed Perimeter and Engine Compartment
- Seamless One-Piece Laminated Aluminum Roof
- Roof Lag-Bolted Every 8" to Sidewalls
- .060" Fiberglass Siding
- Panoramic Windshield
- Tinted Windshield & Windows
- Aerodynamic Exterior
- Color-Coordinated Exterior Graphics
- Extraordinary Exterior Storage
- Radius Corners on Storage Doors
- Awning Rail
- Lug Wrench & Jack

Electrical Systems

- Easy Access Dual Battery System
- 12-Volt, 45-Amp Converter
- Electric Supply Cord
- Electric Overload Protection
- Generator Compartment

- Automotive-Type Color-Coded Wiring
- Pre-Wired for Stereo Speakers
- Quad Headlight System
- Lighted Entry Way and Aisle Lights
- Directional Reading and Map Lights

Bath and Water

- Dual Holding Tanks — Approx. 50 Gal.
- Fresh Water Tank — Approx. 50 Gal.
- Demand Water System
- City Water Hook-Up
- Double Stainless Steel Sink
- Sink Covers
- Tub/Shower Combination — Most Models
- Marine Toilet (Pedal Flush)
- Mirrored Oak Medicine Cabinet
- Gravity Drains on Fresh Water Lines
- Outside Fresh Water Tank Drain

Appliances

- 4-Burner Range
- Lighted Power Range Hood
- 2-Door, 2-Way Refrigerator
- Microwave Ready

Heating, Ventilation and Air Conditioning

- 32,000 BTU Ducted Furnace W/Electronic Ignition — Most Models
- Pre-Wired for Roof Air Conditioning

Deluxe Standard Features

- Driver's Door
- Auto Dash Air Conditioner
- Auto Cruise Control
- Roof Rack & Ladder
- Spare Tire Carrier & Cover
- Wheel Covers
- AM/FM Cassette W/4 Speakers
- Monitor Panel
- Emergency Start Switch
- Power Vent in Commode
- Converter W/Battery Charger
- Auxiliary Battery
- Generator Ready
- 85 Lb. LP Tank in Models 8291, 8292, 8300, 8301, 8310, 8321, 8340, 8341, 8342 and 8360
- 65 Lb. LP Tank in Models 8242, 8270, and 8272

Gulf Stream Coach, Inc. reserves the right to make changes in prices, colors, materials, components and specifications and to discontinue models at any time without notice or obligation. Gulf Stream Coach, Inc. assumes no responsibility for any error in type or print reproduction of specifications or floorplans in this brochure.



Chassis

- 454 C.I.D. V-8 Engine
- Oshkosh Chassis W/460 V-8 Ford Engine (Available as an option)
- 3-Speed Automatic Transmission
- Electronic Ignition
- 4.10:1 Rear Axle Ratio — Models 8242, 8270 and 8272
- 4.56:1 Rear Axle Ratio — Models 8291, 8292, 8300, 8301, 8310, 8321, 8340, 8341, 8342 and 8360
- Power Steering & Brakes
- High Capacity Automotive Heater
- Tilt Steering Wheel
- Wheel Base:
 - Model 8242-137" • Model 8270-158"
 - Model 8272-158" • Model 8291-178"
 - Model 8292-178" • Model 8300-178"
 - Model 8301-178" • Model 8310-178"
 - Model 8321-208" • Model 8340-208"
 - Model 8341-208" • Model 8342-208"
 - Model 8360-208" plus tag
- Exterior Length: (Approx.)
 - Model 8242-24' • Model 8270-27'
 - Model 8272-27' • Model 8291-29'
 - Model 8292-29' • Model 8300-30'
 - Model 8301-30' • Model 8310-31'
 - Model 8321-32' • Model 8340-34'
 - Model 8341-34' • Model 8342-34"
 - Model 8360-36'
- Interior Height — 6'-5"
- Coach Body Height — 9'-8"
- Exterior Width — 8'-0"
- Gasoline Tank — Approx. 40-60 Gal. Depending on Model (GM Chassis)
- Oshkosh Chassis — Approx. 90 Gal.

See reverse side for Floorplans

For further information and available floorplan options, contact your local dealer or Gulf Stream Coach, Inc. Also ask about our Gulf Stream Classic Hi-Rise, Sun Stream, Sun Stream Hi-Rise, Sun Vista, Sun Sport, Regatta and El Capitan Class A motorhomes, Conquest and Ultra Class C motorhomes and Foxfire and Innsbruck travel trailers and fifth wheels.



An affiliate of Fairmont Homes, Inc.
P.O. Box 1005 • Nappanee, Indiana 4